

**ACCENT - SPOT/FLOOD**

**C-ACCENT SRS2**

(available only when ordered with a Cooledge Specialty Illumination Solution)



**APPLICATION**

- Recessed
- 500mA DC remote LED power supply is required (not included)
- For indoor use only

**PHOTOMETRIC**

- Light Source: LED 9W (with PSU = 10W)
- CRI: >90

**MECHANICAL**

- Dimensions: Length = 3" (77mm); Diameter = 2-1/2" (64mm)
- Adjustable Range: Angle = 0°- 45°; Rotational = 355°
- IP Rating: IP20
- Weight: 0.4lbs (0.18kg)

**ELECTRICAL**

- Power Supply: 500mA DC (not included)

**MOUNTING**

- Cut Out Size: Diameter = 1-13/16" (46mm)
- Recessed Depth: 1-9/16" (40mm)
- Mounting Surface Thickness: min. 3/16" (5mm)

**FINISH COLOR**

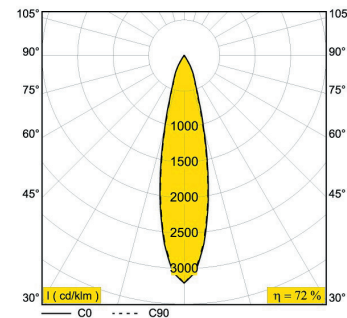
Add your selection using the following codes:

- B-B –Black with Black
- W-W –White with White
- GC-B – Bold with Black

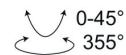
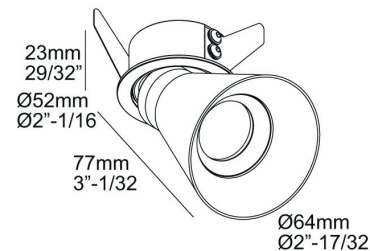
**ACCESSORIES**

Required:

- 500mA Remote Power Supply



Beam angles available:  
25° (FL) shown, 37° (FL)



Beam Angle	3000K			3500K		
	Source Lumens	Delivered Lumens	Order Code	Source Lumens	Delivered Lumens	Order Code
25° (FL)	1076	775	C-6 26611 9320	1102	794	C-6 26611 9520
37° (FL)	1076	866	C-6 26611 9330	1102	887	C-6 26611 9530